

Please complete and return sheet to roofs@liniar.co.uk or send by fax on 01332 883 884

Note : Verbal confirmations or instructions will not be taken

Company Name : _____

Contact Name : _____ Contact Telephone : _____

Email : _____

Date : _____

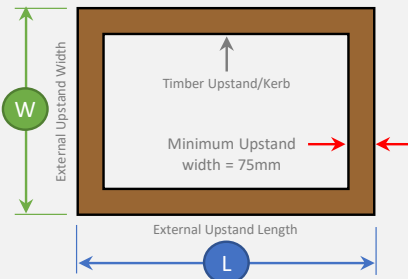
Job Reference : _____

Installation Postcode : _____ Preferred Delivery Date : _____

Instructions : _____

W : _____ (mm)

L : _____ (mm)



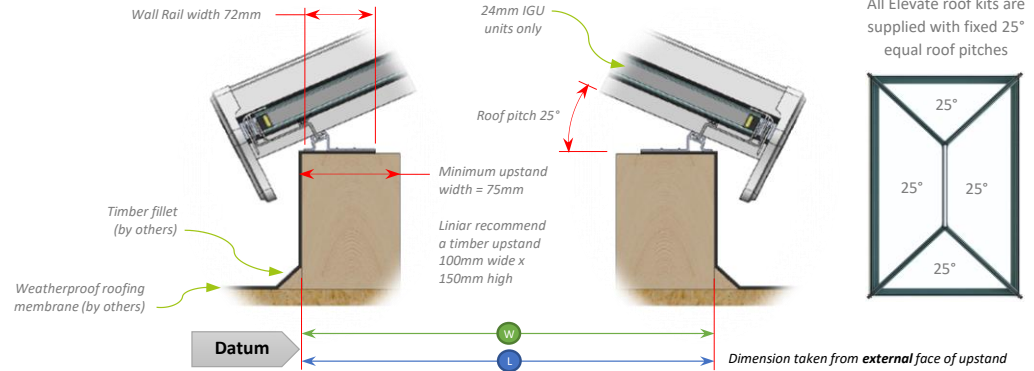
Kits are supplied with a minimum ridge length of 300mm, with the exception of square roofs.

Elevate Min & Max Sizes	Min	Max
External Upstand Length (mm) :	1050	5400
External Upstand Width (mm) :	750	2400

Elevate ² Min & Max Sizes	Min	Max
External Upstand Length & Width (mm) :	600	2100




Tick Box of Required Roof Colour All Colours Foiled Finish UOS	External Colour								
	White (substrate) :	Golden Oak :	Rosewood :	Chartwell Green :	Black :	7016 Grey :	Irish Oak :	White :	Cream :
Internal Colour	White (substrate) :								
	Golden Oak :								
	Rosewood :								
	7016 Grey :								

Reference Information Only.



Roof kit designs will be supplied on the design configurations below. All roofs will feature no vents UOS. *This section is not relevant for Elevate² square lantern roof kits*

Key :

	Blue shaded colour = 4-16-4mm glass (20kg/m ²)
	Green shaded colour = 6-14-4mm glass (25kg/m ²)
	Value = Number of Transoms (0-3)

External Upstand Length (mm)	External Upstand Width (mm)						
	up to 600	up to 900	up to 1200	up to 1500	up to 1800	up to 2100	up to 2400
up to 900	0	n/a	n/a	n/a	n/a	n/a	n/a
up to 1200	0	0	n/a	n/a	n/a	n/a	n/a
up to 1500	0	0	0	n/a	n/a	n/a	n/a
up to 1800	0	0	0	0	n/a	n/a	n/a
up to 2100	0	0	0	0	1	n/a	n/a
up to 2400	0	0	0	0	1	1	n/a
up to 2700	1	1	1	1	1	1	1
up to 3000	1	1	1	1	1	1	1
up to 3300	1	1	1	1	2	2	2
up to 3600	1	1	1	1	2	2	2
up to 3900	1	1	1	1	2	2	2
up to 4200	1	1	1	1	2	2	2
up to 4500	1	1	1	2	2	3	3
up to 4800	1	1	1	2	2	3	3
up to 5100	2	2	2	2	3	3	3
up to 5400	2	2	2	3	3	3	3

Roof vent feasibility is subject to the proposed roof width and transom centres. Foiled vent options are no longer available. Coloured vents are supplied in a sprayed finish.

0 Transoms	1 Transom	2 Transoms	3 Transoms
			
No Roof Vent Options Available	No Roof Vent Options Available	Include 1 Roof Vent: <input type="checkbox"/> Include 2 Roof Vents: <input type="checkbox"/>	Include 2 Roof Vents: <input type="checkbox"/> Include 4 Roof Vents: <input type="checkbox"/>

Roof Glazing

Is Glazing Required ?
Yes : No :

Tick glazing colour if required

Blue	Clear	Neutral	Bronze	Aqua	Sunshade Blue
1.2 U-value :	<input type="checkbox"/>	<input type="checkbox"/>	<input type="checkbox"/>	<input type="checkbox"/>	n/a
1.0 U-value * :	<input type="checkbox"/>	<input type="checkbox"/>	<input type="checkbox"/>	<input type="checkbox"/>	<input type="checkbox"/>

All Elevate glazed roof kit widths up to 2100mm will be supplied in 4-16-4mm glazing (@ 20kg/m²), further kit widths up to 2400mm will be supplied in 6-14-4mm (@ 25kg/m², also add 0.1 to the U-value). Any Elevate unglazed kit roofs must adhere to these glazing rules.

Roof Vent Accessories :

Brass effect (Gold) 1m pole :
Chrome 1m pole :

Electric Motor :
Rocker Switch (single) :
Rain check :
Full Climate Control :

Additional Comments :
