







Liniar French Door Threshold Options

					
<p>Frame</p>	<p>Frame & Cill</p>	<p>Part M Low Threshold</p>	<p>Low Threshold</p>	<p>Low Thresh. & Half Tray</p>	<p>Low Thresh. & Full Tray</p>
<p>Product code</p>	<p>Product code</p>	<p>Product code</p>	<p>Product code</p>	<p>Product code</p>	<p>Product code</p>
<p>L#W011/012</p>	<p>L#W011/012 & Cill</p>	<p>LAN271</p>	<p>LAN272T</p>	<p>LAN272T & LAN278</p>	<p>LAN272T & LAN275T</p>
<p>Threshold Height</p>	<p>Threshold Height</p>	<p>Threshold Height</p>	<p>Threshold Height</p>	<p>Threshold Height</p>	<p>Threshold Height</p>
<p>57mm</p>	<p>87mm (inc. cill)</p>	<p>15mm</p>	<p>30mm</p>	<p>33mm</p>	<p>33mm</p>

Replace notation with (C) for chamfered suite or (S) for sculptured suite